



## EndoTBasket

**Retrieval Device - Elliptical**

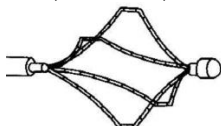
**REF** ET2030, ET2031, ET2032, ET2033, ET2034, ET2035



## EndoTBasket

**Retrieval Device - Hexagonal**

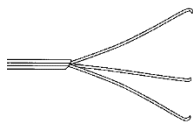
**REF** ET2040, ET2041, ET2042, ET2043, ET2044, ET2045



## EndoTGrasper

**Retrieval Device**

**REF** ET2020, ET2021, ET2022



## Instructions for Use

---

*Read this document in its entirety prior to use*

**Rx Only**  
**SINGLE USE, DISPOSABLE**

**CE**  
0413

---

---

---

---

## **Intended Use**

Retrieval baskets and graspers are intended for use in removing foreign debris.

## **Contraindications**

None known within the scope of the indicated use.

## **Warnings and Precautions**

This device is sharp. Use same care as for any other surgical device to avoid punctures or cuts to hands, gloves, etc.

Do not use if the sterile packaging is compromised, if any abnormalities are found or if the instrument is not operating properly.

Verify device is fully retracted into outer sheath before pulling device through endoscope channel.

## **Instructions**

1. Peel open the pouch and remove the device. Visually inspect the device for kinks, loose or broken parts.
2. Form the device into three (3) 8-inch diameter loops for 220 cm length devices or two (2) 8 inch loops for 150cm length devices. Deploy and retract device several times to verify proper actuation.
3. Retract the device into the outer sheath before inserting the device into the working channel of the endoscope. If the endoscope is equipped with an elevator, raise the elevator fully before loading.
4. If resistance is met when the bending tip of the endoscope is angulated, release the bending angle slightly until the instrument passes smoothly. Do not force the device into an angulated endoscope as this could damage the endoscope.
5. After foreign debris is collected, retract device into outer sheath and slowly remove device from endoscope. If the scope has an elevator, it must be lowered before withdrawing the device.

## **Disposal**

Dispose of the device after use in accordance with accepted medical practice and applicable local, state and federal laws and regulations.

## **Storage**

Store sterile instruments at room temperature.
















Do not expose to solvents, radiation, UV light or any other substance or environment that could compromise the sterility of the unit.

Do not place any objects on the device or packaging.


---

---

## Labeling Symbols

	Consult Instruction for Use
	Single use - Do not reuse
	Do not resterilize
	Keep dry
	Ethylene Oxide Sterilization
	Catalog Number / Product Code
	Lot Number
	Use by Date
	Date of manufacture
<b>RxOnly</b>	Federal (USA) Law restricts this device to sale by or on the order of a physician
	Manufacturer
	Quantity of devices in pouch
	Quantity of devices in box
	Do not use if package is opened or damaged
	European Community Conformity Marking
	European Community Authorized Representative



 Endo-Therapeutics, Inc.  
15251 Roosevelt Blvd. #204  
Clearwater, Florida 33760 USA  
+1.844.400.ENDO (3636)

[www.endotherapeutics.com](http://www.endotherapeutics.com)

  
0413

 Advena Ltd. Tower Business Centre, 2nd Flr., Tower Street  
Swatar, BKR 4013 Malta

EndoT® is a registered trademark of Endo-Therapeutics, Inc.  
©2018-2021 Endo-Therapeutics, Inc. All rights reserved.  
P/N 151205, Rev. E, 09/08/2021

MADE IN USA